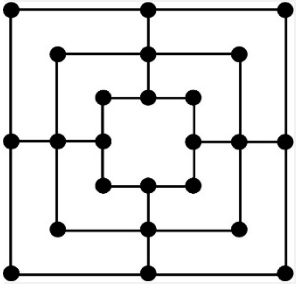


Family Board Game Nine Men's Morris

GAME BOARD INSTRUCTIONS



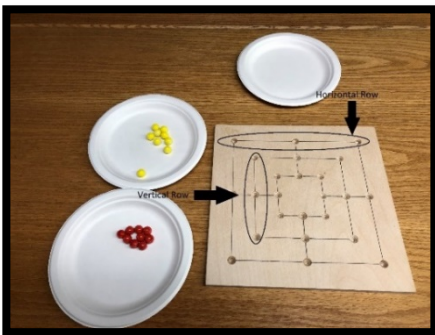
The game board should be a square, 30 cm by 30cm. Any flat material can be used, cardboard, wood or even fabric. Use a ruler to create the rows of lines and the intersecting pathways. Use a large dot to make the three points along a line. The game is played with nine game pieces for each player. These can be any nine matching items that are different from the other player's nine game pieces. You can even use Nickels and Dimes.

GAME PLAY INSTRUCTIONS

Object of the Game:

Reduce your opponent's pieces to two by creating **rows** of 3 pieces on the game board.

You will need:



- One game board
- Two sets of different coloured pieces
- Each set has 9 pieces.

How to play the game:

The game begins by setting up an empty board.

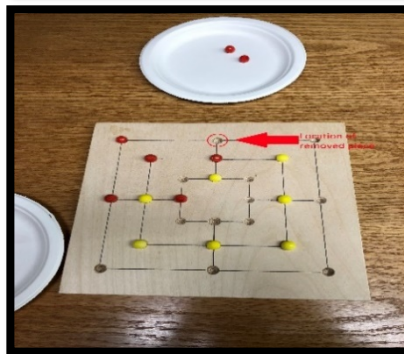
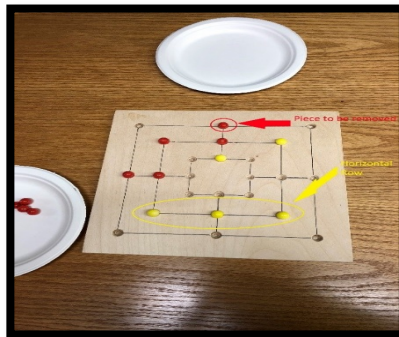
Players pick a set of coloured pieces.

The oldest player goes first.

Play **alternates** back and forth.

Each player places one of their pieces per turn on the empty spaces on the board.

If a player makes a row of 3, either **horizontally** or **vertically**, while placing their piece, they get to **remove** one



of their opponent's pieces.


Any piece can be removed, but if possible not a piece from the opponent's rows.

Once all the pieces have been placed, the players begin taking turns moving around the board. The pieces can only

Tip: You can make a new row by '**breaking**' an existing one and resetting the row on your next turn. First move one piece out from the row. Then move it back in line on your next turn.

move along the marked **grid** of the board.

Any piece can be moved, except if it is **blocked** by an opponent's pieces on the same line.



Players must wait for their opponent to move the **adjacent** piece before moving. Players must make **new rows** before they can remove another of their opponent's piece.

Game is over when one player is reduced to two pieces or has no more legal moves.

